



Phone: 916.683.7111
Fax: 916.691.3168

Web: www.elkgrovecity.org

8401 Laguna Palms Way
Elk Grove, California 95758

Standards Update Transmittal

Reference Number: **2024v-29**
Standards: **Standard Drawings T-1, T-13, T-14, T-20.**

Update:

1. New Standard Drawing:
 - a. T-1 STOP SIGN AND STOP LEGEND LOCATION, added note 4 regarding ladder crosswalks and yellow markings at school locations Note 5 was added to provide additional design clarity. Ladder details were included to offer more information about the crosswalk. Descriptions for 'Stop Bar,' 'Centered in Travel Lane,' and 'Striping' were added for improved clarity. A crosswalk dimension was also added to enhance understanding.
 - b. T-13 (EDGE-LIT LED) INTERNALLY ILLUMINATED STREET NAME SIGN and T-14 IISNS SUPPORT ARM TYPICAL CLAMP DETAIL will be removed, as street signs will no longer be mounted at these locations.
 - c. T-20 CCTV IP DOME CAMERA (SIGNAL POLE MOUNTED) has been updated to reflect the new location for the street sign.

Effect of Update:

1. T-1 establish standardized yellow ladder crosswalks in school zones. Additional descriptions for improved clarity.
2. T-20 update reflects the new, more stable location for a street sign.

Request for Update Initiated By: James Ashby, TE, Engineering Manager/Traffic

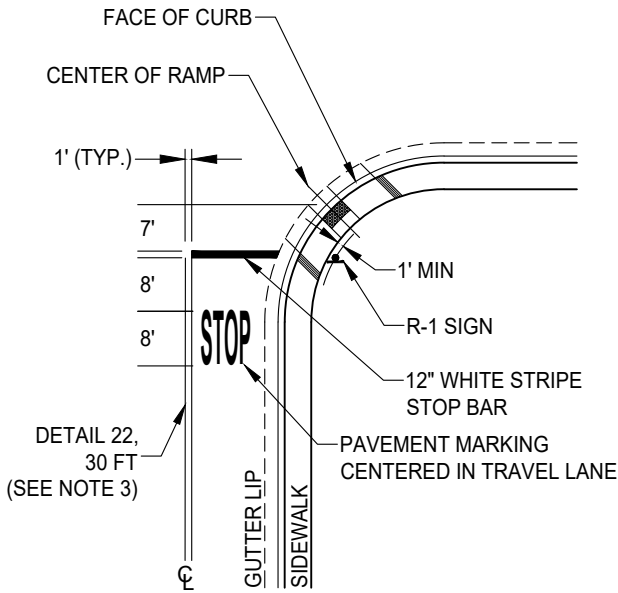
Update Reviewed for Conformity and Consistency to Standards:

Shoab Ahrary 11/25/2025 | 10:02 AM PST
Shoab Ahrary, PE, ESD Manager Date

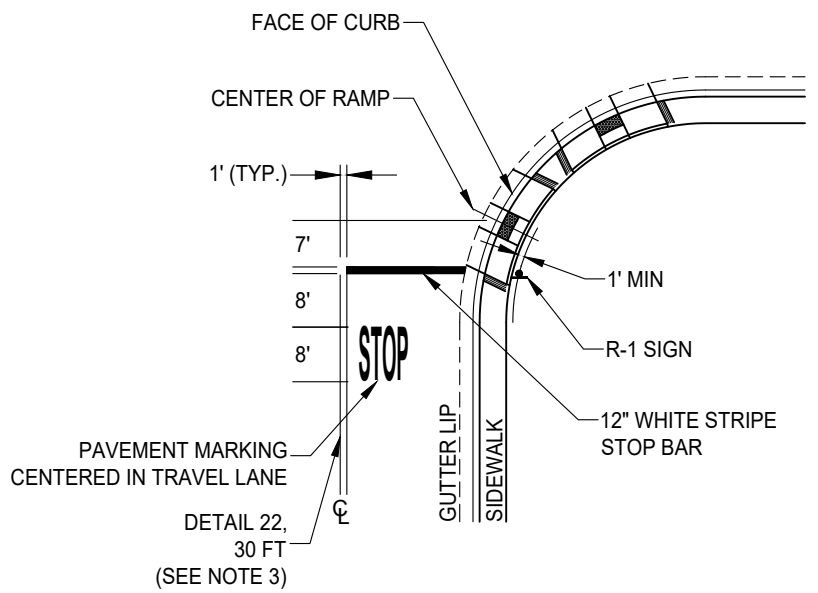
Update to Standards Approved:

Kristin Parsons 12/2/2025 | 7:13 AM PST
Kristin Parsons, PE, City Engineer Date

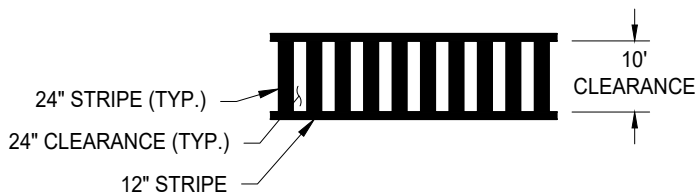
**SINGLE SIDEWALK RAMP
WITHOUT CROSSWALK STRIPING**



**DUAL SIDEWALK RAMPS
WITHOUT CROSSWALK STRIPING**

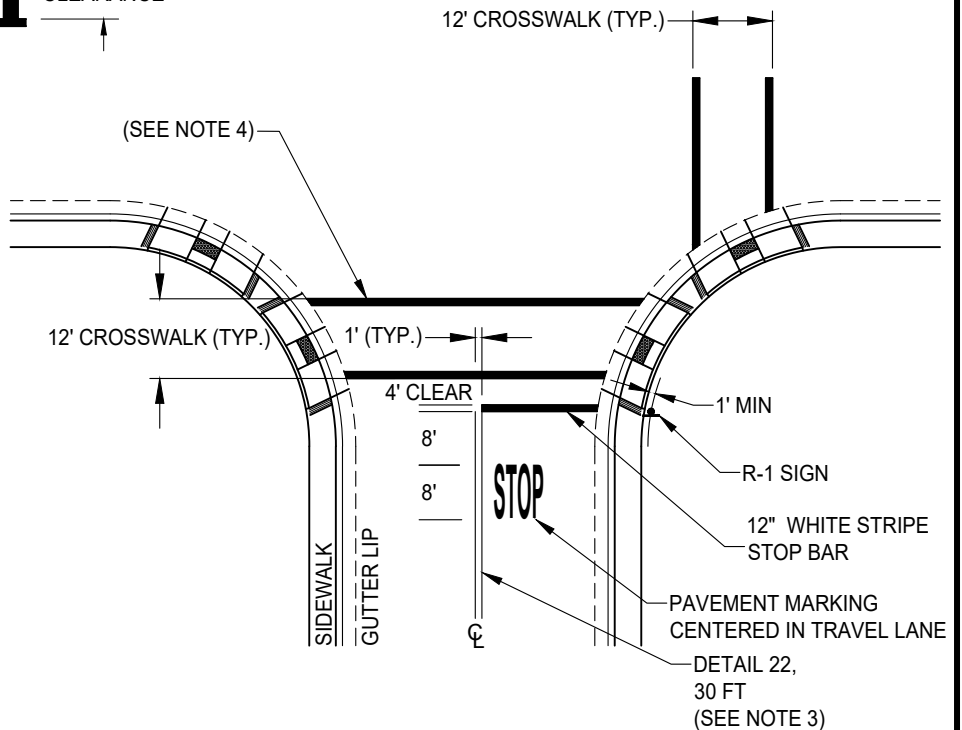


LADDER DETAIL



NOTES:

1. STOP SIGN SHALL BE 30" FOR STREET WITH POSTED SPEED LIMIT OF 35 M.P.H. OR LESS AND 36" IF THE POSTED SPEED LIMIT IS 40 M.P.H. OR GREATER.
2. STOP SIGN SHALL BE SUPPLEMENTED WITH R1-3 (3-WAY OR 4-WAY) SIGNS WHERE APPROPRIATE.
3. STRIPING DETAILS SHALL BE PER STATE PLANS, WITH DETAIL 22 REQUIRED ON ROADWAYS WIDER THAN 36FT.
4. CROSSWALK STRIPE SHALL BE EITHER YELLOW OR WHITE AS DIRECTED BY THE ENGINEER OR DETAILED ON THE PLANS, CROSSWALKS WITHIN 500FT OF A SCHOOL SHALL BE LADDER TYPE (SEE LADDER DETAIL) AND PAINTED YELLOW.
5. DETAILS ABOVE "DUAL SIDEWALK RAMPS WITHOUT CROSSWALK STRIPING" AND "TYPICAL SIDEWALK RAMPS WITH CROSSWALK STRIPING" ALLOWS FOR ON STREET PARKING.



TYPICAL SIDEWALK RAMPS WITH CROSSWALK STRIPING


DATE		NOT TO SCALE	
REVISION	BY	APPROVED	DATE
1	AR	JA	04-02-2025
2	SJB	SMA	11-24-2025

CITY OF ELK GROVE - PUBLIC WORKS

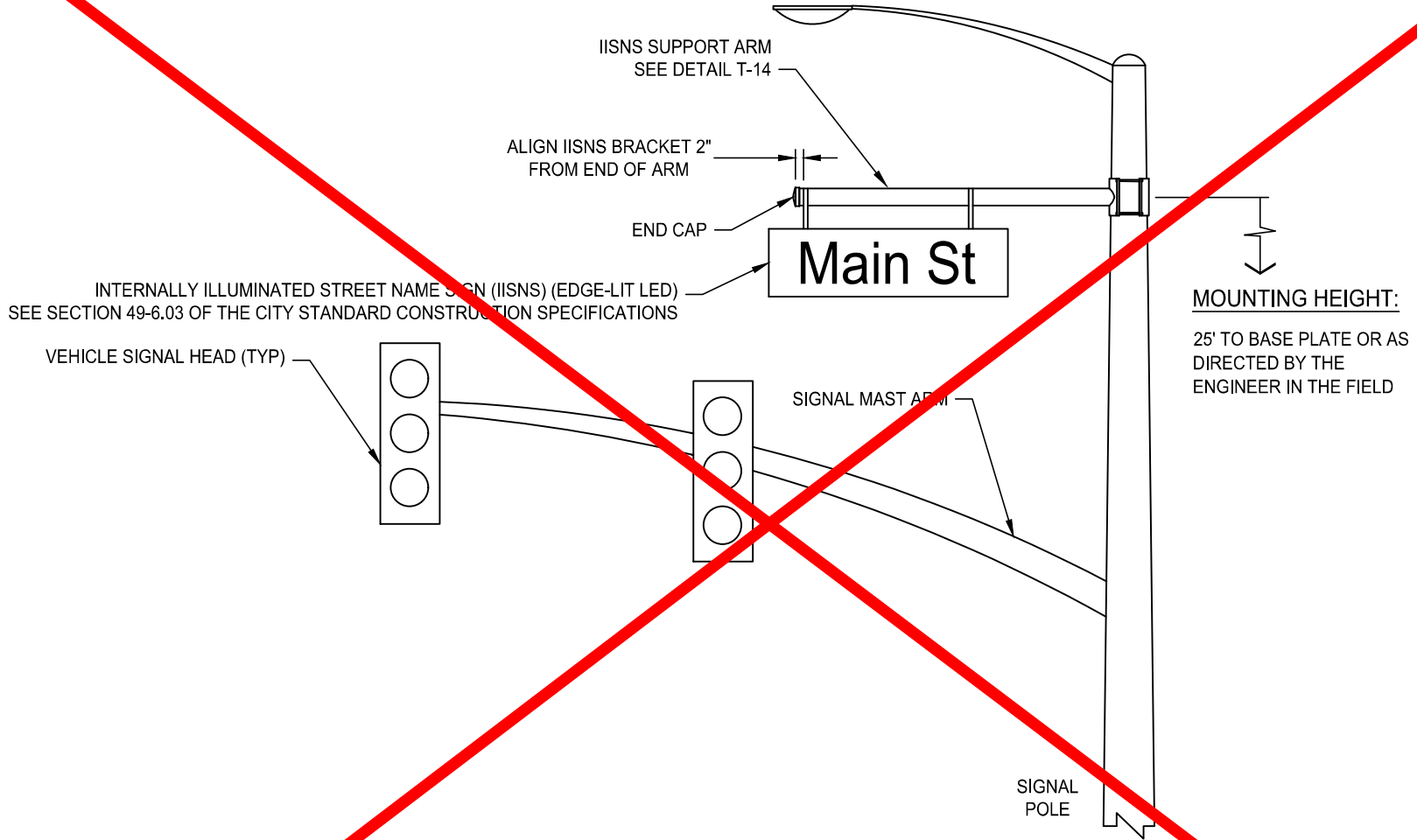
**STOP SIGN AND STOP LEGEND
LOCATION**

APPROVED BY: _____
12-02-2025
 CITY ENGINEER DATE

DRAWING NUMBER
T - 1



**THIS STANDARD HAS
BEEN DELETED**




DATE: 09/22/2007		NOT TO SCALE	
REVISION	BY	APPROVED	DATE
1	SJB	SMA	04-12-2024

CITY OF ELK GROVE - PUBLIC WORKS

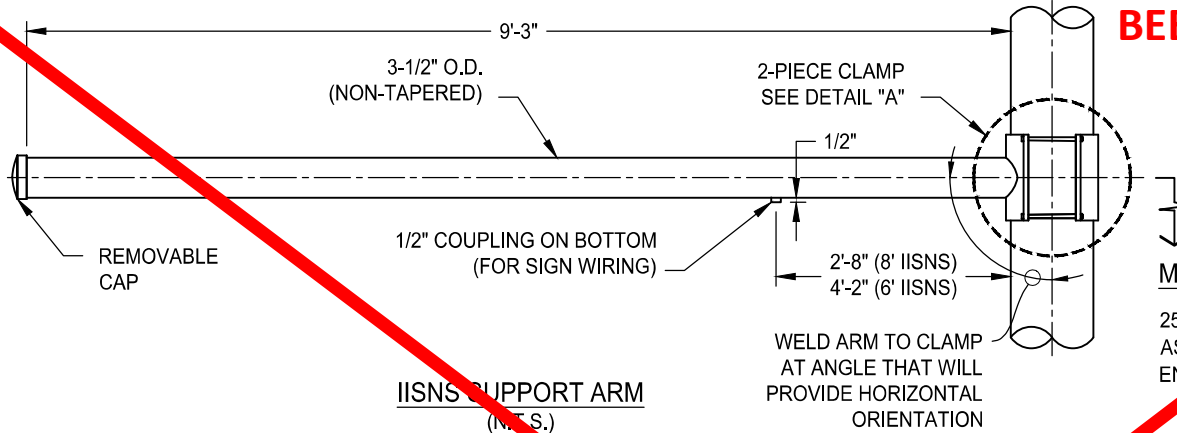
**(EDGE-LIT LED) INTERNALLY
ILLUMINATED STREET NAME SIGN**

APPROVED BY: _____
CITY ENGINEER DATE
 05-28-2024

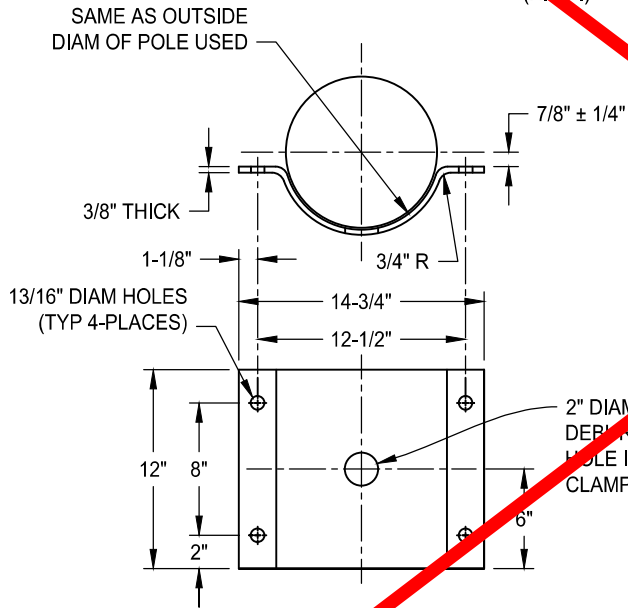
DRAWING NUMBER
T - 13



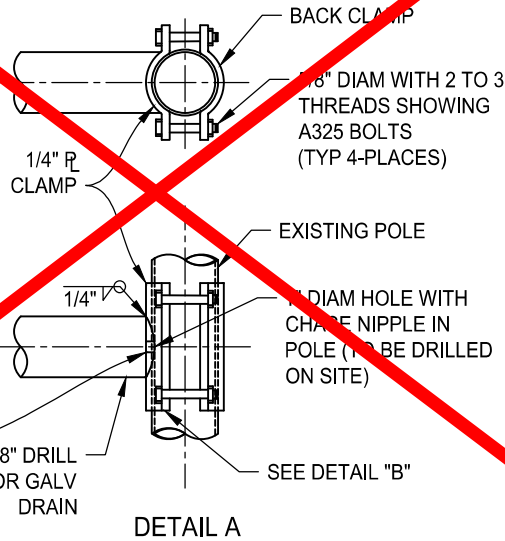
THIS STANDARD HAS BEEN DELETED



IISNS SUPPORT ARM
(N.T.S.)



DETAIL B



DETAIL A

CLAMP DETAILS
(N.T.S.)

GENERAL NOTES	
MATERIAL SPECIFICATIONS	
SHAFT	STEEL OF 48,000 PSI MINIMUM YIELD AFTER FABRICATION
CLAMP PLATE	ASTM A-572 GR. 50 STEEL
MANUFACTURING PROCESS	
LONGITUDINAL WELDS	ALL WELDS SHALL CONFORM TO AWS D1.1 WELD SPECIFICATION
FINISH COATING	
STRUCTURE	HOT DIP GALVANIZED PER ASTM A-123
HARDWARE	HOT DIP GALVANIZED PER ASTM A-153
DESIGN CRITERIA	
STRUCTURE, HARDWARE, AND WELDING	IN ACCORDANCE WITH THE "SPECIFICATIONS FOR STRUCTURAL SUPPORTS OF HIGHWAY SIGNS, LUMINAIRES AND TRAFFIC SIGNALS", AASHTO 1994

DATE 09/22/2007		NOT TO SCALE	
REVISION	BY	APPROVED	DATE

CITY OF ELK GROVE - PUBLIC WORKS

APPROVED BY:

 10/24/2018
 CITY ENGINEER DATE

**IISNS SUPPORT ARM
 TYPICAL CLAMP DETAIL**

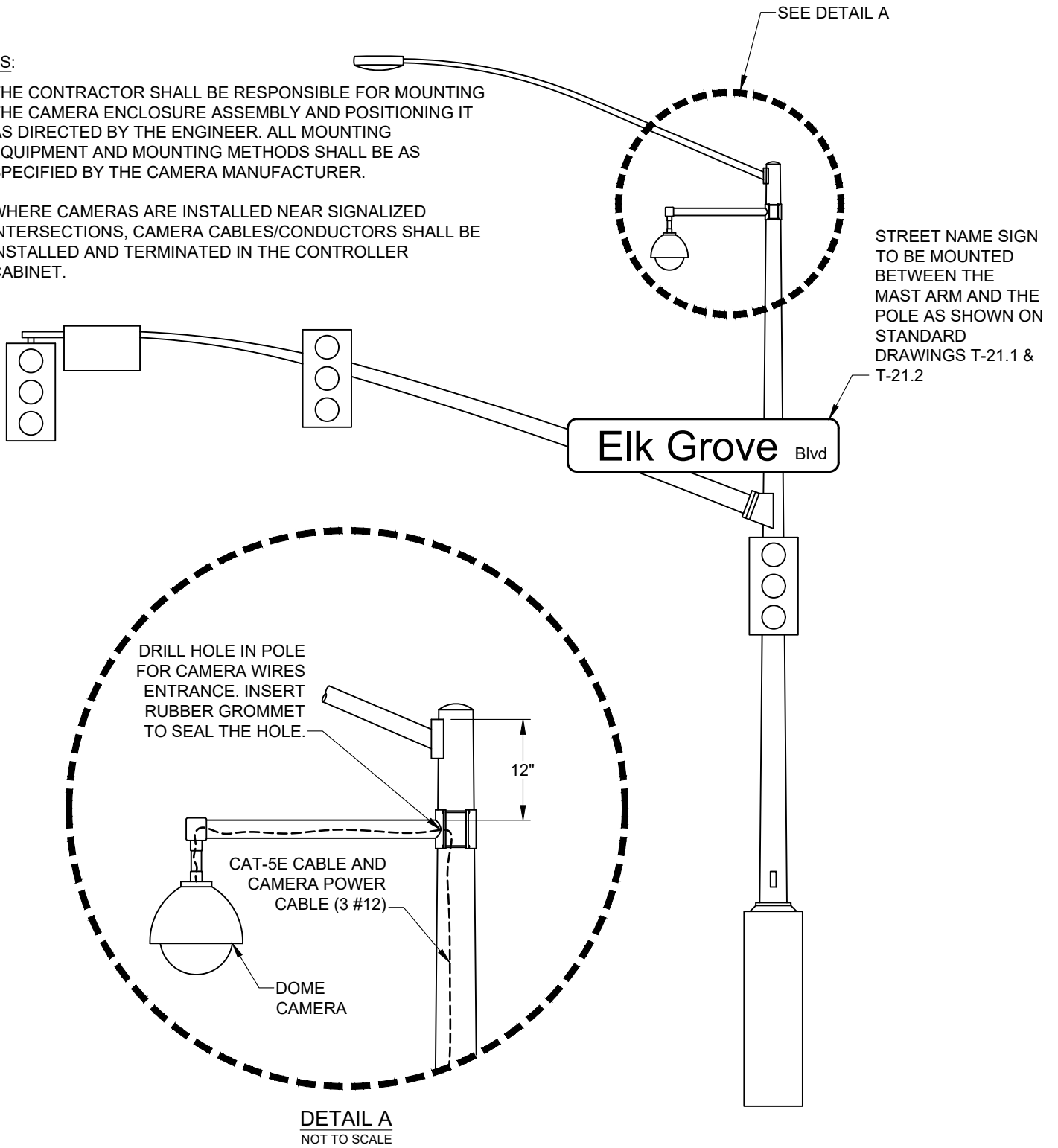


DRAWING NUMBER

T - 14

NOTES:

1. THE CONTRACTOR SHALL BE RESPONSIBLE FOR MOUNTING THE CAMERA ENCLOSURE ASSEMBLY AND POSITIONING IT AS DIRECTED BY THE ENGINEER. ALL MOUNTING EQUIPMENT AND MOUNTING METHODS SHALL BE AS SPECIFIED BY THE CAMERA MANUFACTURER.
2. WHERE CAMERAS ARE INSTALLED NEAR SIGNALIZED INTERSECTIONS, CAMERA CABLES/CONDUCTORS SHALL BE INSTALLED AND TERMINATED IN THE CONTROLLER CABINET.



DETAIL A
NOT TO SCALE

DATE 09/22/2017		NOT TO SCALE	
REVISION	BY	APPROVED	DATE
1	AR	JA	04-02-2025
2	SJB	SMA	11-24-2025

CITY OF ELK GROVE - PUBLIC WORKS

**CCTV IP DOME CAMERA
(SIGNAL POLE MOUNTED)**

APPROVED BY:
[Signature] 12-02-2025
CITY ENGINEER DATE

DRAWING NUMBER

T - 20